





## Opal Shower Mixer With Diverter Separate Plate

### Finish & SKU

	<b>Brushed Bronze</b> NR251909eBZ		<b>Graphite</b> NR251909eGR
	<b>Brushed Gold</b> NR251909eBG		<b>Brushed Nickel</b> NR251909eBN

### Specifications

#### Watermark License

WM-060073

#### Temperature Rating

Min 1°C-Max 75°C

#### Pressure Rating

Min 150kpa-Max 500kpa

### Warranty



### Features

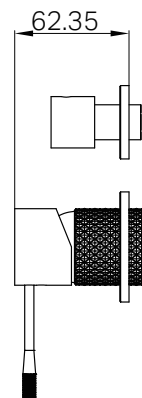
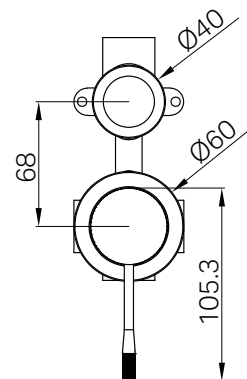
- 35mm ceramic cartridge can be adjusted to control water temperature and flow control setting, saving energy
- Shower mixer with quarter turn Diverter defaults to bath spout/shower
- Metal wall plate construction for longevity
- Body inlets – ½ BSP female
- Suitable for mains pressure installation
- Wels rating not required

### Maintenance And Care

- Regularly check the mixer and connections for signs of wear or leaks.
- Clean the tap with mild soapy water to maintain its appearance, avoiding harsh chemicals and abrasive materials that may damage the finish.



Lead Free



- Dimensions are nominal measurements only.