





Round Twin Shower With Air Shower I

Finish & SKU

	Chrome NR250805D01CH		Brushed Nickel NR250805D01BN
	Matte Black NR250805D01MB		Brushed Gold NR250805D01BG

Specifications

Watermark License

WM-060093

Temperature Rating

Min 1°C-Max 75°C

Pressure Rating

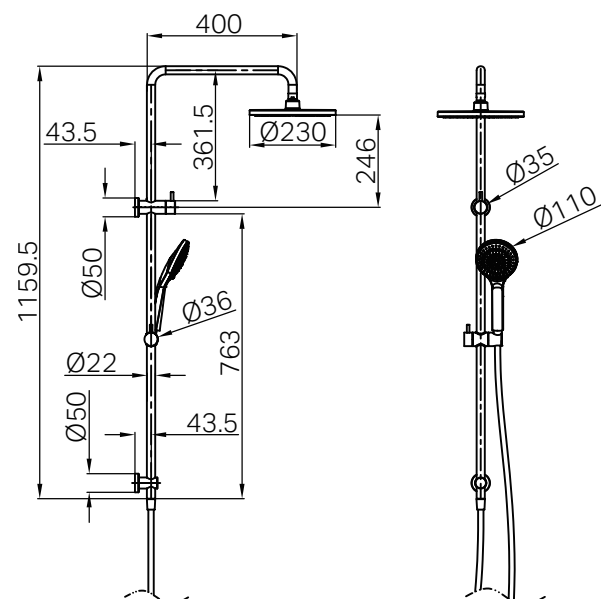
Min 150kpa-Max 500kpa

Warranty



Features

- Top inlet with built-in diverter
- Bottom bracket for flexible installation
- 3-function Air Shower I hand shower 230mm exposure dome overhead shower
- Brass construction rail and body
- Integrated dual check valve for backflow prevention



Maintenance And Care

- Regularly check the mixer and connections for signs of wear or leaks.
- Clean the tap with mild soapy water to maintain its appearance, avoiding harsh chemicals and abrasive materials that may damage the finish.

- Dimensions are nominal measurements only.