









## Mecca Double Towel Rail 600/800mm

### Finish & SKU

 <b>Chrome</b> NR1924dCH NR1930dCH	 <b>Brushed Nickel</b> NR1924dBN NR1930dBN
 <b>Matte Black</b> NR1924dMB NR1930dMB	 <b>Brushed Gold</b> NR1924dBG NR1930dBG
 <b>Brushed Bronze</b> NR1924dBZ NR1930dBZ	 <b>Gun Metal</b> NR1924dGM NR1930dGM
 <b>Matte White</b> NR1924dMW NR1930dMW	

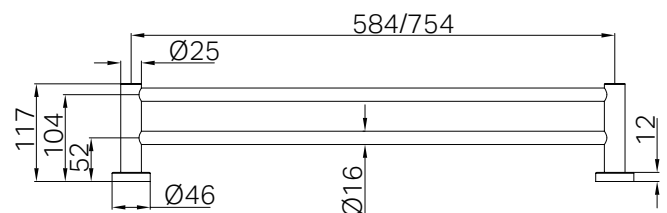


### Warranty



### Features

- 304 grade stainless steel construction for durability
- Easy to install



### Maintenance And Care

- Regularly check the mixer and connections for signs of wear or leaks.
- Clean the tap with mild soapy water to maintain its appearance, avoiding harsh chemicals and abrasive materials that may damage the finish.

- Dimensions are nominal measurements only.