

Mecca Shower Mixer

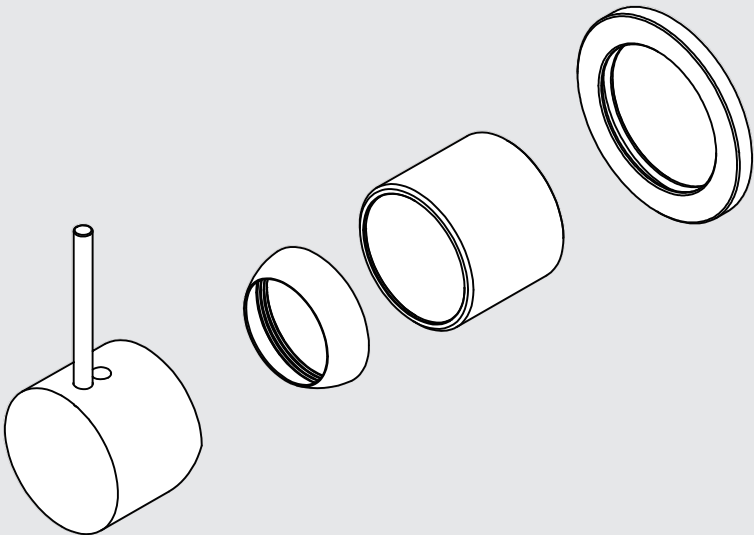
60mm Handle Up Plate

Trim Kits Only

Nero

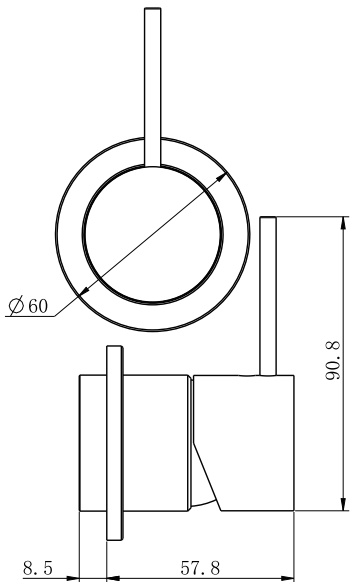


Lead Free



Versions:202506

Drawing



Specifications

Watermark License

WM-060073

Temperature Rating

Min 1°C-Max 75°C

Pressure Rating

Min 150kpa - Max 500kpa

Packaging Includes

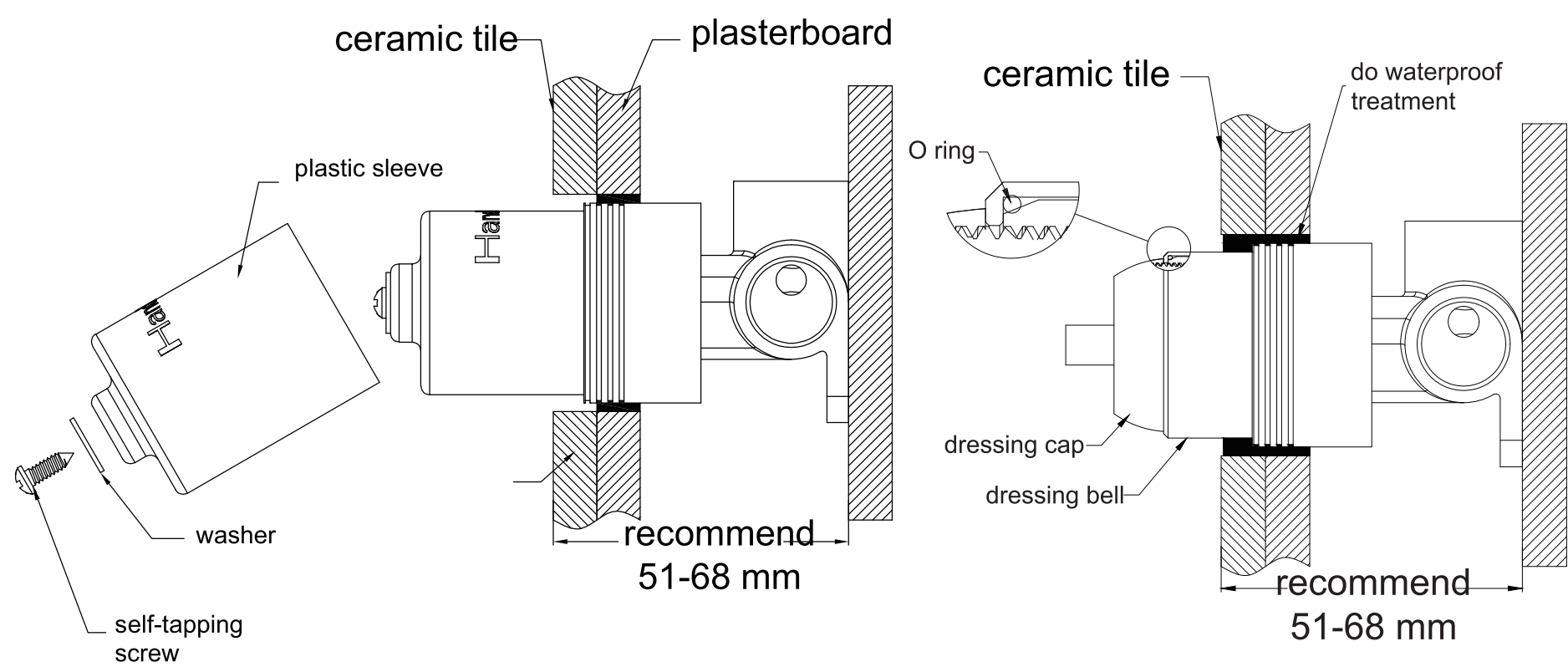
- 1x Plate
- 1x Handle
- 1x Cartridge Bell
- 1x Dressing Ring

Finish & SKU

- | | | | |
|---|--|--|--|
|  Chrome
NR221911jtCH |  Gun Metal
NR221911jtGM |  Brushed Bronze
NR221911jtBZ |  Brushed Nickel
NR221911jtBN |
|  Matte Black
NR221911jtMB |  Brushed Gold
NR221911jtBG |  Matte White
NR221911jtMW | |

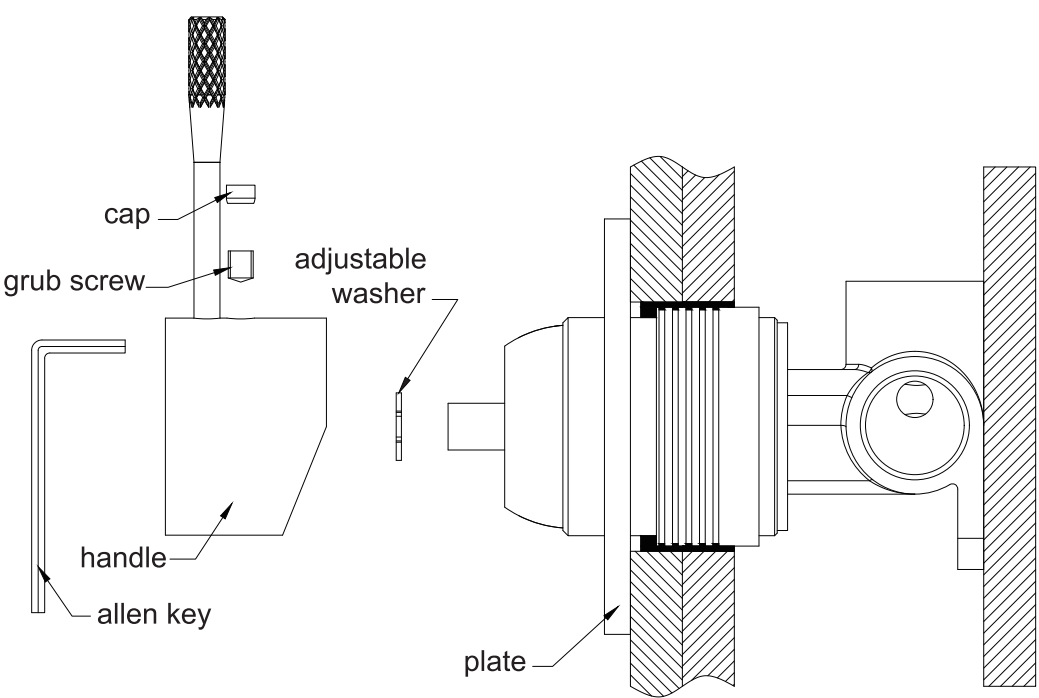
*Dimensions are nominal measurements only.

Installation Instruction For Trim Kits Only



1. Drill a $\phi 50\text{mm}$ hole in the ceramic tile, then position it as shown in the above diagram.
2. Undo the self-tapping screw, washer, plastic sleeve.

3. Insert the O ring to the dressing bell groove, and slide the dressing bell onto cartridge.
4. Apply waterproof treatment to the area in the diagram above.
5. Tighten the dressing ring on the dressing bell.



6. Slide the backplate onto the wall.
7. Attach the washer to the cartridge rod, position the handle, tighten it with a grub screw using an Allen key, and cap the grub screw hole.

Nero

