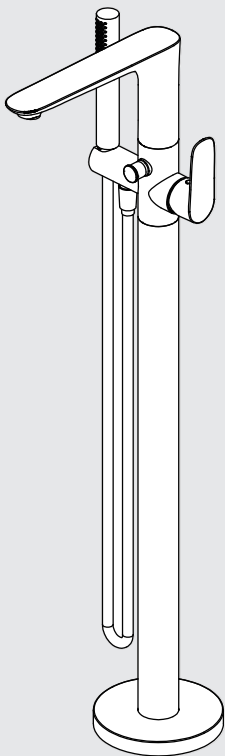


Bianca Freestanding Bath Mixer With Hand Shower

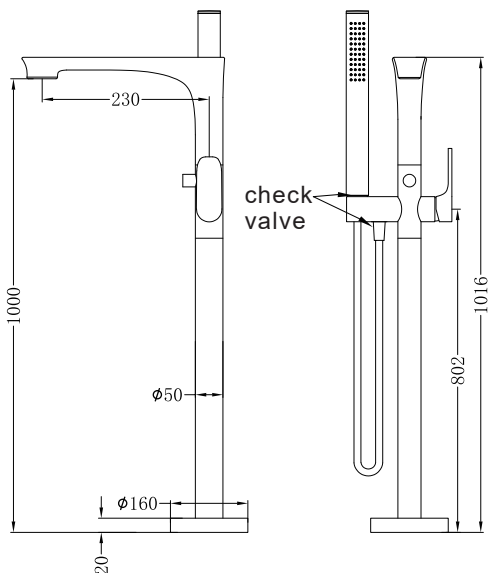
Nero



Versions:202506









Drawing



Specifications

Watermark License
WM-060073
Temperature Rating
Min 1 °C-Max 75 °C
Pressure Rating
Min 150kpa - Max 500kpa

Finish

- | | | |
|---|--|--|
|  Chrome
NR321503aCH |  Gun Metal
NR321503aGM |  Brushed Nickel
NR321503aBN |
|  Matte Black
NR321503aMB |  Brushed Gold
NR321503aBG |  Brushed Bronze
NR321503aBZ |

Packaging Includes

- 1x Hand Shower (Built- In Check Valve)
- 1x Shower Hose
- 1x Mixer Tap
- 1x Extension Tube
- 1x Floor Cover Plate
- 2x Water Pipes
- 1x Mixer Box
- 1x Gloves
- 4x Dynabolt
- 1x Instruction
- 1x Allen Key Pack
- 1x Leveling Plate
- 1x Gradiometer
- 1x Testing Plugs

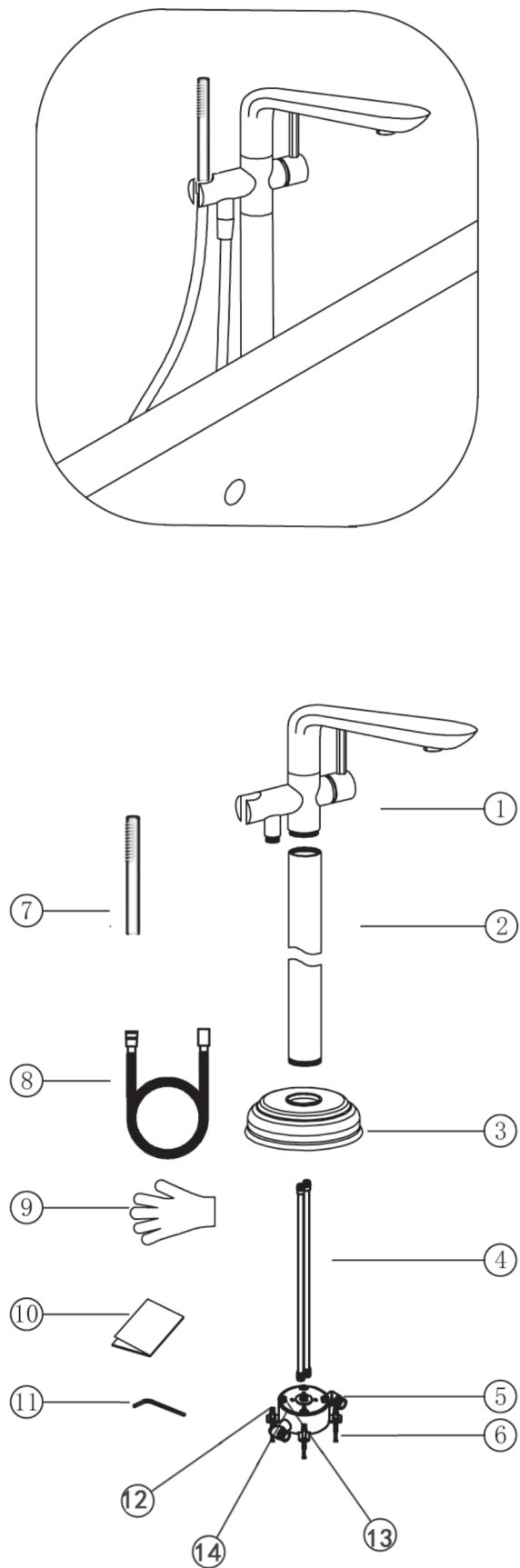
*Dimensions are nominal measurements only.

Installation Instruction

Please inspection all spare parts list when you open box, if any problem, please contract with seller. Spare parts list as follow.

Part List

- 1.Mixer Tap x1pc
- 2.Extension Tube x1pc
- 3.Floor Cover Plate x1pc
- 4.Water Pipes x2pcs
- 5 Mixer Box x1pc
- 6.Dynabolt x4pcs
- 7.Hand Shower x1pc
- 8.PVC Shower Hose x1pc
- 9.Gloves x1pc
- 10.Instruction x1pc
- 11.Allen Key Pack x1pc
- 12.Leveling Plate x1pc
- 13.Gradiometer x1pc
- 14.Testing Plugs x2pcs



<p>Notice: Not recommend to be installed on concrete slab</p>	<p>1.Mixer box should not finish more than 2mm above finish tile level</p>	<p>2.Connect hot and cold water use materials recommended Australian standard</p>
<p>3.Adjust mixer box make sure in a level by gradiometer provided</p>	<p>4.Test and check for water leaks</p>	<p>5.Undo 4 grub screws on the leveling plate and take out the gradiometer and testing plug.</p>
<p>6.Attach the leveling plate onto the extension tube by provided grub screws</p>	<p>7.Screw hot and cold water pipes into the mixer body</p>	<p>8.Fit floor cover plate onto the extension tube</p>
<p>9.Screw the extension tube onto the mixer, and fix hot and cold water piers into mixer box by M5 grub screws provided</p>	<p>10.Connect hand shower rose with PVC hose</p>	<p>11.Flush pipes work and test, check for water leaks</p>

Nero

