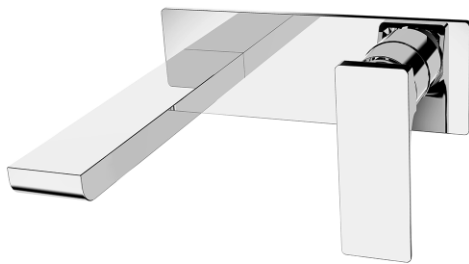


## ASTRA WALL MIXER

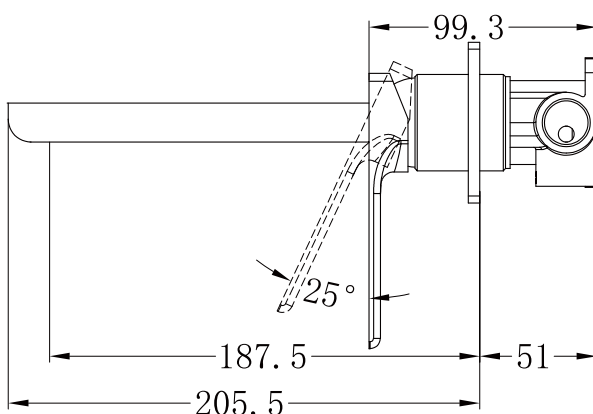
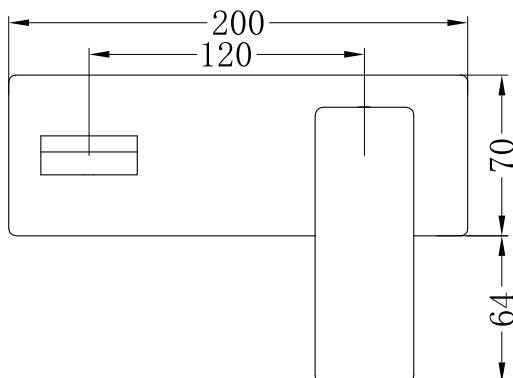


### SPECIFICATION

PRODUCT CODE	YSW2813-07A
WELS RATING	5 STAR 6L/MIN
WATERMARK LICENSE	WM-060073
TEMPERATURE RATING	MIN 1°C-MAX 75°C
PRESSURE RATING	MIN 150KPa-MAX 500KPa

### FINISH

	CHROME NR281307aCH		MATTE BLACK NR281307aMB
---	-----------------------	---	----------------------------



Dimensions are nominal measurements only.

### MAINTENANCE AND CARE

All surfaces should be cleaned with mild liquid detergent or soap and water.

Do not use cream cleaners or citrus based cleaning products, as they are abrasive.

Use of unsuitable cleaning agents may damage the surface. Any damage caused in this way will not be covered by warranty.

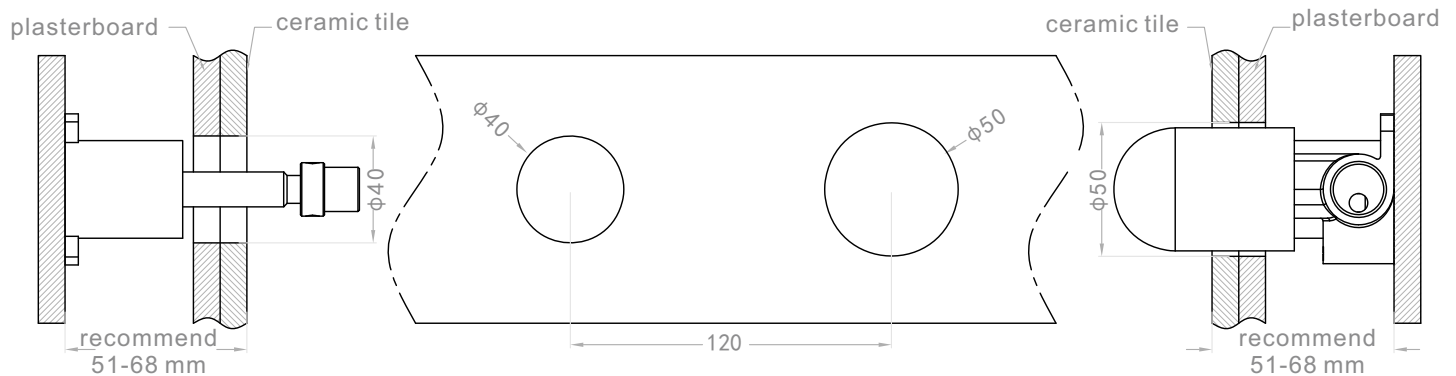
### PACKING INCLUDES

- 1x mixer body
- 1x spout
- 1x plate
- 1x handle
- 1x installation kit

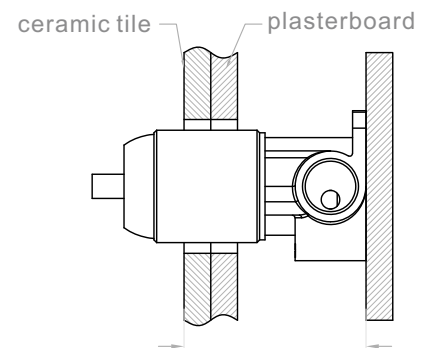
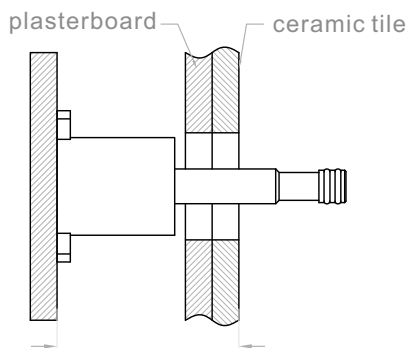


Versions: 2021.11

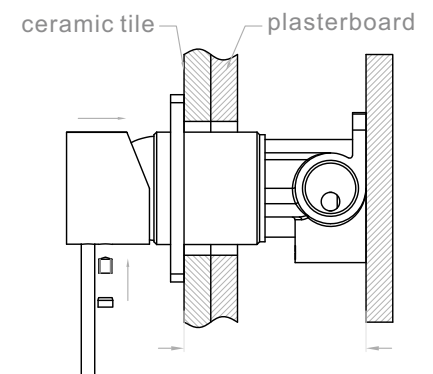
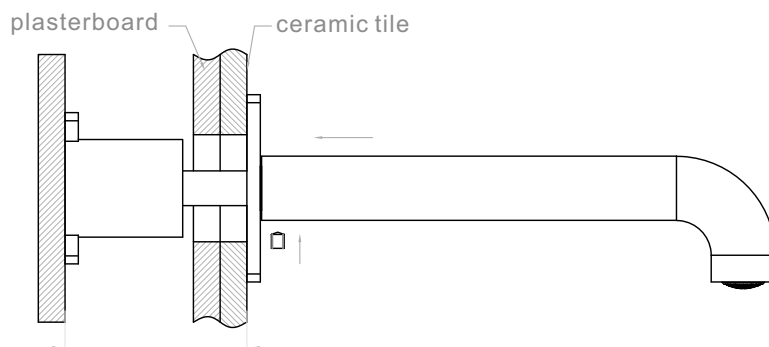
## Installation Instruction



1. Fix body on noggin and ensure installation depth is 51-68mm from noggin to ceramic tile.
2. Connect cold water hose and hot water hose and conduct water pressure test for leakage.
3. Install plasterboard and ceramic tile after drilling a  $\phi 50$  and a  $\phi 40$  hole according to above picture.



4. Remove the plastic sleeve, grub screw and water testing plug.



5. Install washer, plate, spout and handle.